

## TECHNICAL SPECIFICATION SHEET FOR Blue Seal Electric Combi Steamer AC SERIES E6AC PD 6 x 1/1GN



- Electronic manual control panel with cooking modes
- Programmable with 91 program cycles
- Electronic thermostat 30°C - 300°C
- Electronic timer
- Auto-reversing fan rotation
- Cavity fast cool down which automatically stops at 50°C
- Automatic cavity cool down between high temperature cycles and the next cycle featuring a lower temperature
- Autoclima automatic humidity control system
- Automatic vent to evacuate the excess humidity
- Automatic quenching of vapours into the oven drain
- Cavity clean program
- Energy saving device for reduced energy consumption

### GENERAL FEATURES:

- Direct steam injection system
- Stainless steel construction
- Hygienic rounded corners in oven cavity
- Pivoting fan suction panel
- Front removable control panel for easy servicing
- Hygienic plug-in door seal for easy to remove day-to-day cleaning
- Adjustable door hinges
- Self draining door condensate drip tray
- Hand shower
- Oven lights
- Oven door handle mechanism allows either left or right operation
- Cool to touch double glazed door
- Hinged inner glass for easy cleaning
- Constant self-diagnosis for error recognition

### OPTIONAL FEATURES:

- Interchangeable core probes with external socket
- Right hinged door
- Two steps safety door handle mechanism
- Marine and special voltages
- Side runners for 600 x 400 trays (5 trays)
- Connection for an external printer (type RS232)
- Connection for energy saving system

# TECHNICAL SPECIFICATION SHEET FOR Blue Seal Electric Combi Steamer AC SERIES E6AC PD 6 x 1/1GN

## Dimensions

Width	890mm
Depth	825mm
Height	810mm
Weight	137kg

## Packed Dimensions

Width	1000mm
Depth	950mm
Height	1010mm
Weight	155kg

## Shelves

1/1 GN	6
Shelf Spacings	70mm

## Installation requirements

(for precise installation instructions, please refer to the unit's installation manual).

## Power connection requirements

Multi pole circuit breaker and all pole disconnection isolator switch installed near the appliance.

Supply line voltage;  
400-415V ~ 50Hz, 3P+N+E

Special voltage options available on request.

## Power Connection

Total (kW)	8
Convection power (kW)	7.5
Rated Current (A) (400V)	12

IPX5 spray-proof and hose proof.

## Installation clearances

- rear	25mm
- right	500mm*
- left	50mm

\*Clearance required on fixed installations for service accessibility.

If heat sources are located near the RH side of the AC combi, ensure that a minimum distance of 400mm is maintained.

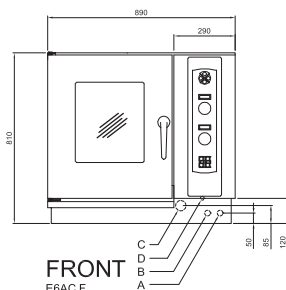
Install in accordance with local body regulations only on horizontal surfaces and not against combustible walls.

## Water connection requirements


- cold water
- flow pressure (2 to 6 bar)
- soft water connection\*
- shut-off valve with return flow inhibitor and dirt filter
- water supply R3/4
- R50 waste water connection

(\*Water softener may be required. Please refer to installation manual for water treatment values.)

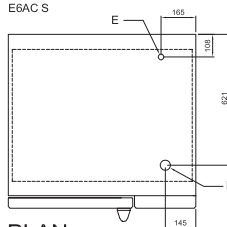
- A = WATER CONNECTION R $\frac{3}{4}$  (SOFTENED WATER) refer to installation manual for water treatment values.
- B = WATER CONNECTION R $\frac{3}{4}$
- C = DRAIN CONNECTION  $\varnothing$ 50
- D = ELECTRICAL CONNECTION ENTRY
- E = HIGH/LOW PRESSURE RELIEF VENT
- F = OVEN VENT  $\varnothing$ 50



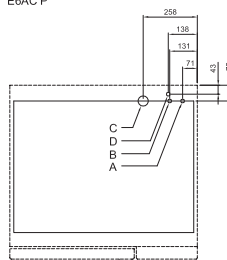
FRONT  
E6AC F



SIDE  
E6AC S



PLAN  
E6AC P



BASE  
E6AC B



Australia  
[www.moffat.com.au](http://www.moffat.com.au)

New Zealand  
[www.moffat.co.nz](http://www.moffat.co.nz)

Australia  
Moffat Pty Limited

Victoria/Tasmania  
740 Springvale Road  
Mulgrave, Victoria 3170  
Ph 03-9518 3888  
Fax 03-9518 3833  
[vsales@moffat.com.au](mailto:vsales@moffat.com.au)  
[www.moffat.com.au](http://www.moffat.com.au)

New South Wales  
Ph 02-8833 4111  
[nswsales@moffat.com.au](mailto:nswsales@moffat.com.au)

South Australia  
Ph 03-9518 3888  
[vsales@moffat.com.au](mailto:vsales@moffat.com.au)

Queensland  
Ph 07-3630 8600  
[qldsales@moffat.com.au](mailto:qldsales@moffat.com.au)

Western Australia  
Ph 08-9202 6820  
[bgarcia@moffat.com.au](mailto:bgarcia@moffat.com.au)

New Zealand  
Moffat Limited

Christchurch  
16 Osborne Street  
Christchurch 8011  
Ph +64 3-389 1007  
Fax +64 3-389 1276  
[sales@moffat.co.nz](mailto:sales@moffat.co.nz)

Auckland  
Ph +64 9-574 3150  
[sales@moffat.co.nz](mailto:sales@moffat.co.nz)



## Optional Extras

SC	Core temperature probe
SPT06	Stainless steel stand with 1/1 GN shelves to suit 6AC PD
SST06	Removable rack complete with fitting frame alternative to side runners to suit 6AC PD
TLT06	Removable frame for oven and plate racks to suit 6AC PD
SGT06	Removable oven rack to suit 6AC PD
PRT06	Plate banquet rack to suit 6AC PD / 14 plates
CRT06	Trolley for removable oven rack with drip tray to suit 6AC PD
CPT06	Thermal cover for plate banqueting system to suit 6AC PD
KP004	Set of four legs for bench mounting - Please note when mounted on legs refer CRT62 trolley to suit 6AC PD

In line with policy to continually develop and improve its products, Moffat Limited reserves the right to change specifications and design without notice.

