

TECHNICAL SPECIFICATION SHEET FOR Blue Seal Electric Combi Steamer AC SERIES E10AC PD 10 x 1/1GN



- Electronic manual control panel with cooking modes
- Programmable with 91 program cycles
- Electronic thermostat 30°C - 300°C
- Electronic timer
- Auto-reversing fan rotation
- Cavity fast cool down which automatically stops at 50°C
- Automatic cavity cool down between high temperature cycles and the next cycle featuring a lower temperature
- Autoclimate automatic humidity control system
- Automatic vent to evacuate the excess humidity
- Automatic quenching of vapours into the oven drain
- Cavity clean program
- Energy saving device for reduced energy consumption

GENERAL FEATURES:

- Direct steam injection system
- Stainless steel construction
- Hygienic rounded corners in oven cavity
- Pivoting fan suction panel
- Front removable control panel for easy servicing
- Hygienic plug-in door seal for easy to remove day-to-day cleaning
- Adjustable door hinges
- Self draining door condensate drip tray
- Hand shower
- Oven lights
- Oven door handle mechanism allows either left or right operation
- Cool to touch double glazed door
- Hinged inner glass for easy cleaning
- Constant self-diagnosis for error recognition

OPTIONAL FEATURES:

- Interchangeable core probes with external socket
- Right hinged door
- Two steps safety door handle mechanism
- Marine and special voltages
- Side runners for 600 x 400 trays (8 trays)
- Connection for an external printer (type RS232)
- Connection for energy saving system

TECHNICAL SPECIFICATION SHEET FOR Blue Seal Electric Combi Steamer AC SERIES E10AC PD 10 x 1/1GN

Dimensions

Width	950mm
Depth	825mm
Height	1090mm
Weight	155kg

Packed Dimensions

Width	1040mm
Depth	980mm
Height	1320mm
Weight	175kg

Shelves

1/1 GN	10
Shelf Spacings	70mm

Installation requirements

(for precise installation instructions, please refer to the unit's installation manual).

Power connection requirements

Multi pole circuit breaker and all pole disconnection isolator switch installed near the appliance.

Supply line voltage;
400-415V ~ 50Hz, 3P+N+E

Special voltage options available on request.

Power Connection

Total (kW)	16
Convection power (kW)	15
Rated Current (A) (400V)	22

IPX5 spray-proof and hose proof.

Installation clearances

- rear	25mm
- right	500mm*
- left	50mm

*Clearance required on fixed installations for service accessibility.

If heat sources are located near the RH side of the AC combi, ensure that a minimum distance of 400mm is maintained.

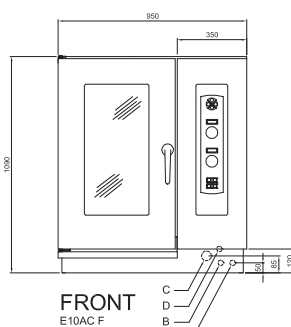
Install in accordance with local body regulations only on horizontal surfaces and not against combustible walls.

Water connection requirements


- cold water
- flow pressure (2 to 6 bar)
- soft water connection*
- shut-off valve with return flow inhibitor and dirt filter
- water supply R3/4
- R50 waste water connection

(*Water softener may be required. Please refer to installation manual for water treatment values.)

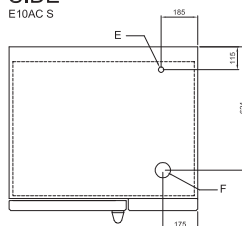
- A = WATER CONNECTION R $\frac{3}{4}$ (SOFTENED WATER) refer to installation manual for water treatment values.
- B = WATER CONNECTION R $\frac{3}{4}$
- C = DRAIN CONNECTION \varnothing 50
- D = ELECTRICAL CONNECTION ENTRY
- E = HIGH/LOW PRESSURE RELIEF VENT
- F = OVEN VENT \varnothing 80



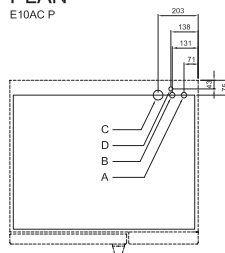
FRONT
E10AC F



SIDE
E10AC S



PLAN
E10AC P



BASE
E10AC B

Australia
www.moffat.com.au

New Zealand
www.moffat.co.nz

Australia
Moffat Pty Limited

Victoria/Tasmania
740 Springvale Road
Mulgrave, Victoria 3170
Ph 03-9518 3888
Fax 03-9518 3833
vsales@moffat.com.au
www.moffat.com.au

New South Wales
Ph 02-8833 4111
nswsales@moffat.com.au

South Australia
Ph 03-9518 3888
vsales@moffat.com.au

Queensland
Ph 07-3630 8600
qldsales@moffat.com.au

Western Australia
Ph 08-9202 6820
bgarcia@moffat.com.au

New Zealand
Moffat Limited

Christchurch
16 Osborne Street
Christchurch 8011
Ph +64 3-389 1007
Fax +64 3-389 1276
sales@moffat.co.nz

Auckland
Ph +64 9-574 3150
sales@moffat.co.nz



Optional Extras

SC	Core temperature probe
SPT10	Stainless steel stand with 10 x 1/1 GN shelves to suit 10AC PD
SST10	Removable rack complete with fitting frame alternative to side runners to suit 10AC PD
TLT10	Removable frame for oven and plate racks to suit 10AC PD
SGT10	Removable oven rack to suit 10AC PD
PRT10	Plate banquet rack to suit 10AC PD / 30 plates
CRT10	Trolley for removable oven rack with drip tray to suit 10AC PD
CPT10	Thermal cover for plate banqueting system to suit 10AC PD
KP004	Set of four legs for bench mounting

In line with policy to continually develop and improve its products, Moffat Limited reserves the right to change specifications and design without notice.

